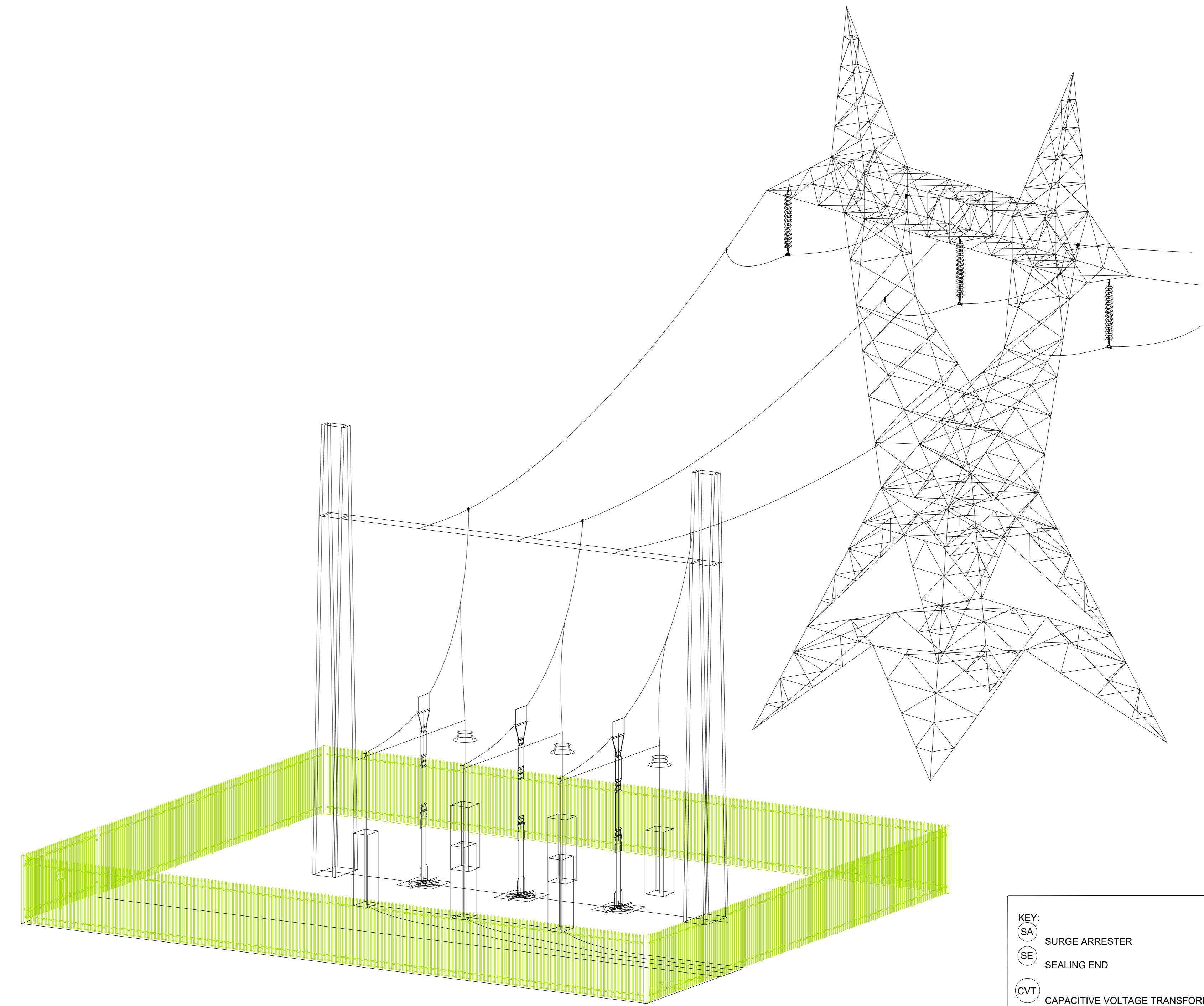


**PLAN VIEW**  
Scale 1:100



**DIOMETRIC VIEW**  
Scale 1:100

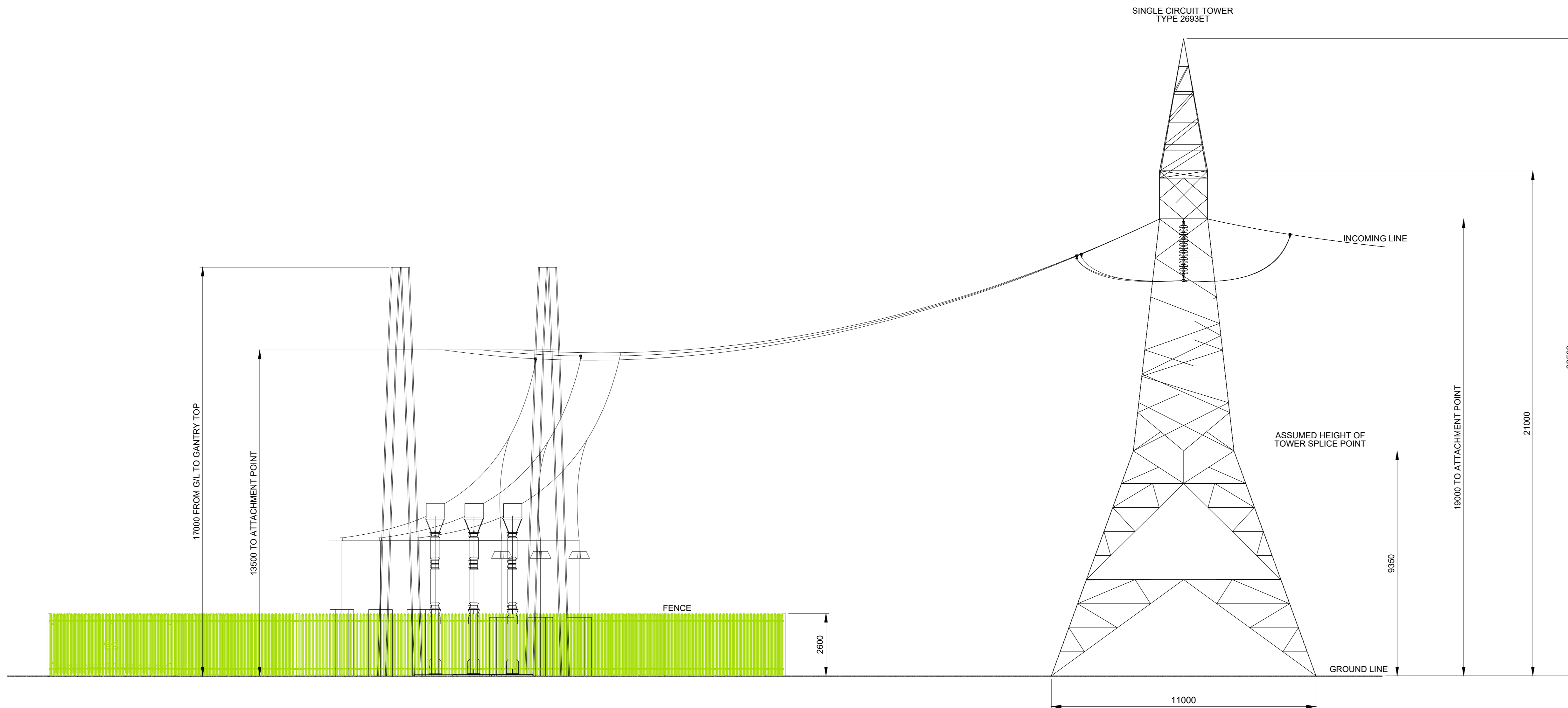
- KEY:**
- (SA) SURGE ARRESTER
  - (SE) SEALING END
  - (CVT) CAPACITIVE VOLTAGE TRANSFORMER

- GENERAL NOTES:**
1. ALL DIMENSIONS ARE IN MILLIMETRES (mm).
  2. ARRANGEMENT IS DRAFT ONLY - SUBJECT TO FINAL DETAILED DESIGN.
  3. 220kV SUBSTATION CLEARANCES IN ACCORDANCE WITH EIRGRID SPEC. LDS-WTS-00-002-R1.
  4. 220kV TOWER TYPE 2693ET BASED ON EUCOMSA DRAWING No. 10480-A1-0201.

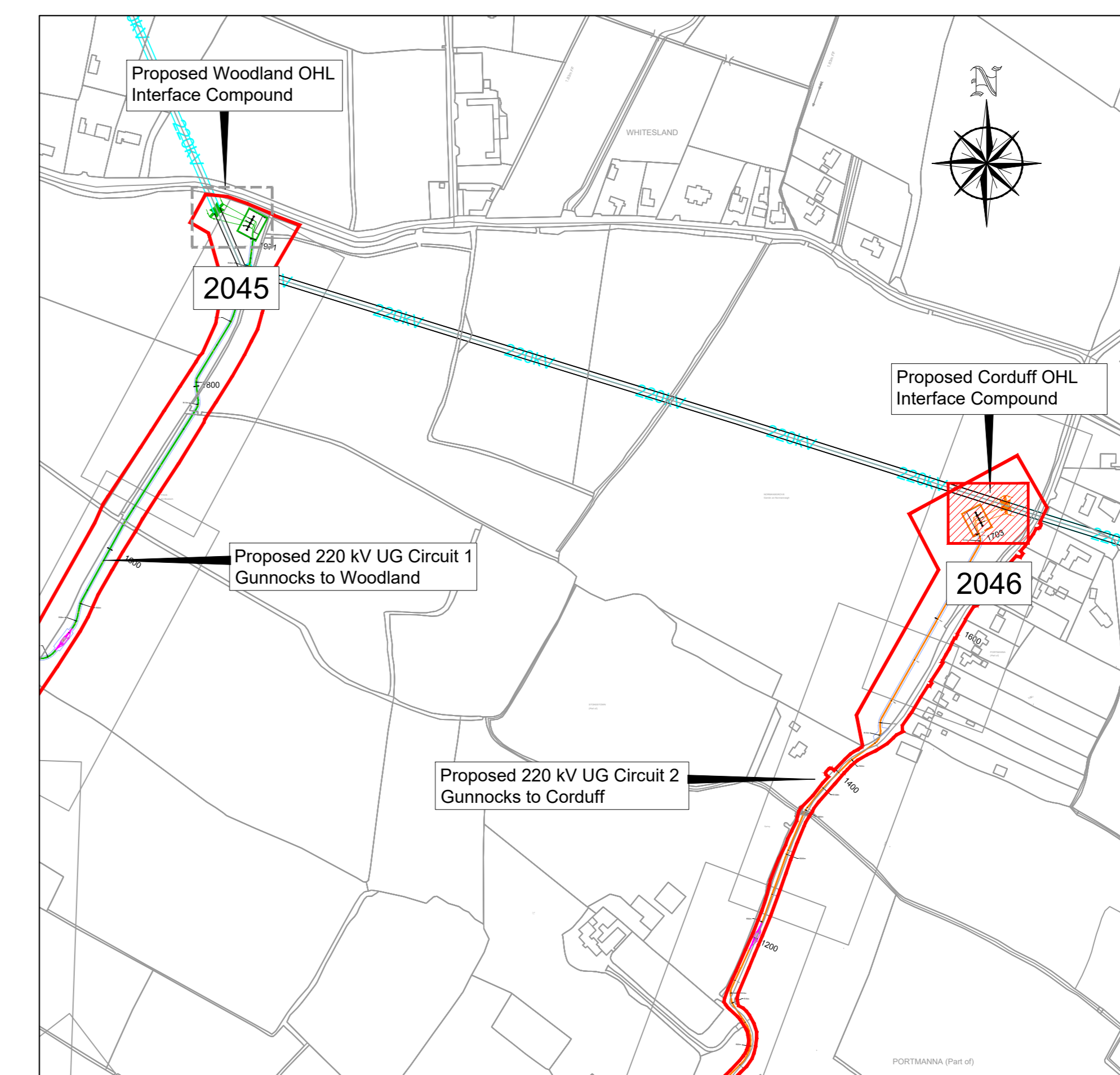
- CDM RESIDUAL RISK**
- DESIGN BASED HAZARDS ARE ACTIVELY ELIMINATED WHERE PRACTICAL. WHERE HAZARDS ARE NOT ELIMINATED THEY ARE IDENTIFIED BY THIS SYMBOL.
  - HAZARDS / RISKS THAT SHOULD BE CONSIDERED BY A COMPETENT CONTRACTOR ARE NOT IDENTIFIED.

**NOTE:**  
ALL STRUCTURE HEIGHTS SHOWN ARE APPROXIMATE AND ARE TO BE CONFIRMED

**NOTE:**  
REFER TO CSEA DRAWING NO. A1045-CSE-HEL-XX-DR-C-2016 FOR LAYOUT PLAN DETAILS.



**LONGITUDINAL ELEVATION OF TOWER**  
Scale 1:100



**KEYPLAN**  
NTS

Rev	Description	Drawn	Checked	Date
P02	ISSUE FOR PLANNING	ZS	CD	30/07/2020
P01	DRAFT FOR PLANNING	ZS	CD	17/07/2020

**Clifton Scannell Emerson Associates**  
Consulting Engineers,  
Salford Lodge,  
Custumeven Avenue,  
Blackrock, Co. Dublin,  
Ireland. D14 P758

T: +353 1 288 5008  
F: +353 1 283 3466  
E: info@csae.ie  
W: www.csae.ie

<b>Client</b>		<b>ENGINE NODE</b>	
<b>Project</b>		<b>ENGINE NODE 220 KV SUBSTATION AND GRID CONNECTION</b>	
<b>Proposed 220 KV OHL CORDUFF INTERFACE COMPOUND</b>			
<b>Drawn By</b>	PH	<b>Date</b>	23-04-2020
<b>Checked By</b>	CD	<b>Scale</b>	AS INDICATED @ A0
<b>Project Code</b>	Originator	Phase	Level
A1045 - CSE - HEL - XX - DR - C - 2046			
<b>Status Code</b>	<b>FOR INFORMATION</b>		
P01	PLANNING		